

## Create stand alone application

In this example we will describe how to build your MatDeck document and how to create stand alone applications from your work.

Lets start with a simple script which calculates the sine and cosine value of a number you have entered and displays the calculated values.

Custom function  
definition

```
sico( )  
{  
1 print("Enter number:")  
2 a:=getc(0)  
3 print("Sine value is "+to string(sin(a))+" , and cosine value is "+to string(cos(a)))  
}
```

Function call

sico( )


First we will use the Build And Run Exe option from Math tab.



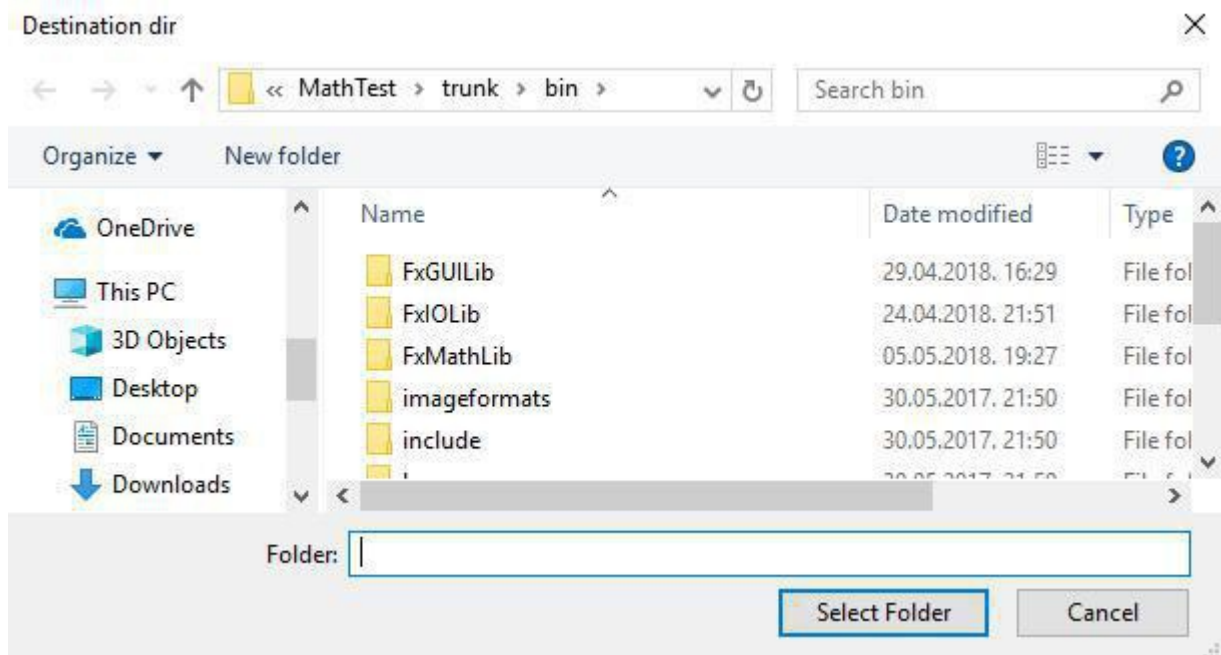
This will build your document and start it as an application in a separate window.



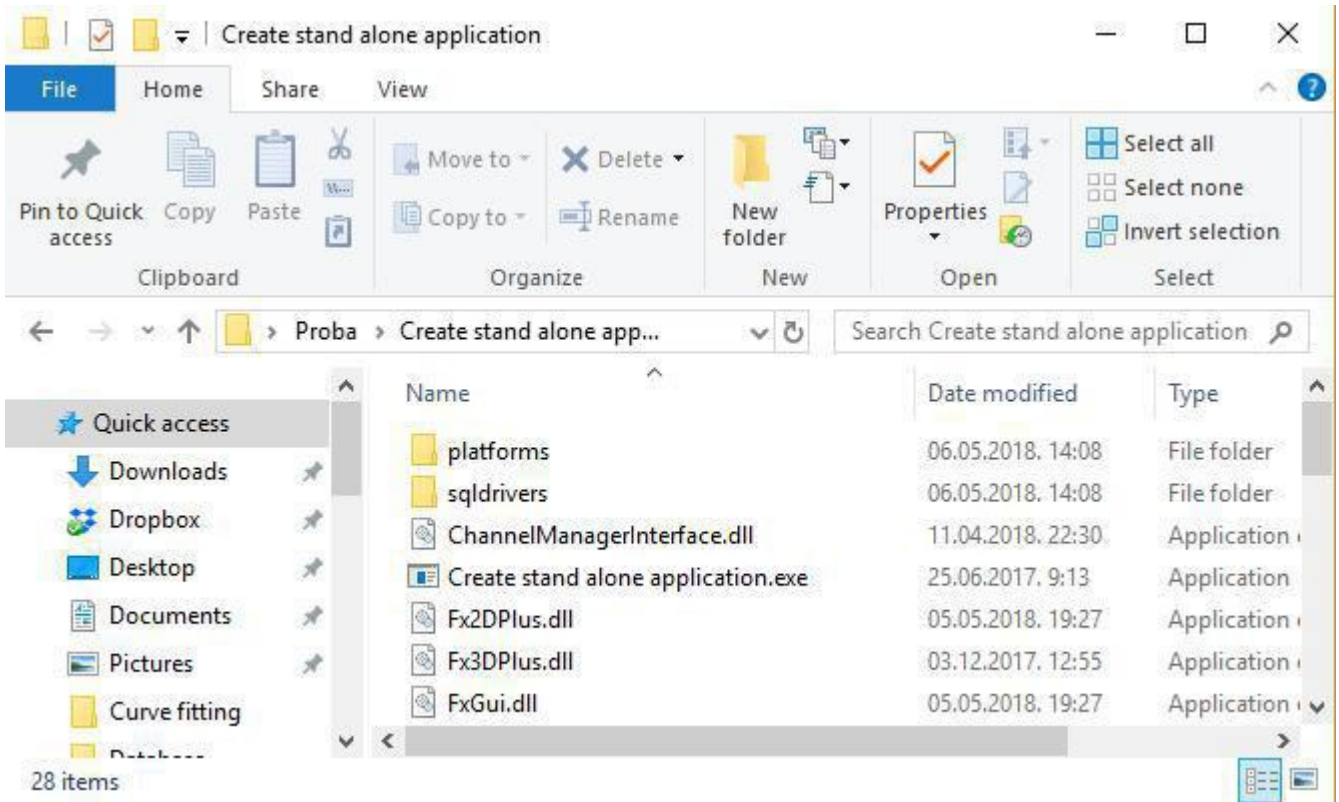
If you want to create a executable file (exe) from this script, use the Deploy Exe option from Math tab.



A new window will open, from which you have to select the destination you wish to deploy your application.



After you select the desired folder, a new folder will be created inside of the selected one, with a name same as the name of your MatDeck document. Inside of it you will find an executable file with the same name and some dll files needed for the proper operation of your application.



This way we have created a stand alone application that can work without the need of MatDeck's application to be installed on your computer. You can distribute this folder to your colleagues and share your work with others.